

FSL-Gnomes-5x7-CF-NLS designs

Instructions

This design set includes five different Free Standing Lace Gnomes. Each should be sewn on a double layer of Water-Soluble Stabilizer, in a 5 x 7 inch embroidery hoop.

Whatever color you decide to stitch them in, make sure your bobbin thread matches the needle thread.






Each design has only one color, but they are stitch-intensive because they are Free Standing Lace.

Once stitched, remove from hoop and cut most of the stabilizer from around the outside of the design.

Place design in a bowl of warm water and swish once or twice until the outside stabilizer falls away.

Using a paper towel, blot the water from the design, as much as possible and then lie flat to dry.

The chart below shows the filenames and stitch count for each of the five designs.

FSL-Gnomes-5x7-CF-NLS Design Set			File Name: NLSEE1938-5x7 Stitch Count: 19,161 Design Size: 67.5 x 156 mm (2.7 x 6.1 Inches)
	File Name: NLSEE1939-5x7 Stitch Count: 16,396 Design Size: 81.7x155.9 mm (3.2 x 6.1 inches)		File Name: NLSEE1941-5x7 Stitch Count: 13,264 Design Size: 83.8 x 175 mm (3.3 x 6.9 inches)
	File Name: NLSEE19340-5x7 Stitch Count: 18,603 Design Size: 75.1 x 156 mm (3.0 x 6.1 inches)		File Name: NLSEE1942-5x7 Stitch Count: 16,669 Design Size: 79.8 x 156.2 x 156 mm (3.1 x 6.1 Inches)