


3 203	7219 Weak Sanguine Sakura
499	7054 Tangerine Cream Sakura
1 803	7046 Red Star Sakura
171	1007 Madeira Classic 40



1. Size: 83.4 x 99.0 mm (3.28 x 3.90 "), Stitches: 4817, Colors: 4/4
- 2 . Size: 73.4 x 120.2 mm (2.89 x 4.73 "), Stitches: 4977, Colors: 4/4
3. Size: 79.6 x 130.1 mm (3.13 x 5.12 "), Stitches: 5317, Colors: 4/4
4. Size: 85.6 x 140.1 mm (3.37 x 5.52 "), Stitches: 5669, Colors: 4/4




You need to cut the bottom thread from the wrong side




When cutting the lower thread, try not to catch the upper thread.

After cutting the lower thread, we carefully remove the upper thread on the front side of the embroidery.



You don't need to cut anything on the front. Here we take out only the thread!

We repeat this procedure with all similar stitches.





Enjoy the result of your work!

Thank you for visiting our store and for your purchase

Enjoy the result of your work!